



## Overview

TL series touch display is a touch display supporting capacitance multi touch and LED backlight, providing excellent picture quality with wide viewing angle and high resolution. Integrated PCT capacitance multi touch, it can achieve a flat surface appearance similar to iPad and excellent multi touch experience. In principle, it can realize touch performance that is not afraid of light, dust and water. It has a fashionable black aluminum oxide. It is the best partner in retail, catering, gaming, video game and medical industry. With flexible desktop base, the product can be safely fixed in the required place at any angle



## Features

### Easy to Use

Support a variety of input video signals, standard touch signal input, plug & play and power & signal on boot

### High Quality LED Panel

Full range IPS E-LED backlight monitors, full HD resolution (1920 x1080)

### Reliable and Professional Design

Designed with elegant full metal structure & aluminum bezel for outstanding image clarity

### Easy Installation

Supports optional standard VESA wall mount brackets and embedded install

### Flat Surface Design

Similar to iPad flat surface delivers durable dust & water resistance, improving product reliability and lifetime

### Projected Capacitive Multi-touch

10 points accurate touch response

### Multi touch support

Support Windows multi touch protocol, multi screen calibration function

### Supported OS

Windows 7 /10, Android , Linux, Mac OS X

## Specifications

### ■ Display

LED Panel	IPS-Panel ,23.8 inch
Backlight	E-LED (edge-lit)
Viewable Area	527 x 296.5 mm
Brightness	250 cd/m2
Contrast Ratio	1000:1
Viewing Angle	178° H/V
Response Time	14 ms (GTG)
Number of Colors	16.7M Colors
Native Resolution	1920x1080 (16:9),FHD
Video Frequency	60Hz
Video Interface	VGA x1 / HDMI x1 / DVI x1
Input Resolution	1920 x 1080 @ 60Hz

### ■ Touch

Touch Points	10 (HID, only with supported OS)
	No touch version → WTM238TL-NT
Touch Technology	Projective Capacitive (PCAP)
Touch Method	Finger, glove (latex)
	Active & passive stylus pen
Glass Overlay	4mm tempered glass
	Optional AG / AR surface finish
Water Resistance	Support touch in water fog and light rain
	Little drops of water will not cause drift
Response Time	16ms
Report Rate	>100Hz
Touch Interface	USB (Type B) x1
Supported OS	Win 7 / 10 / Android / Linux / Mac

### ■ OSD Function

OSD Controls	5 buttons
OSD Languages	CN, EN, FR, IT, DE
	ES, KR, RU, PT

### ■ Mechanical

Product Dimension	577.1x 349.4x 47 mm
Packing Dimension	685x 470x 155 mm (1 PCS)
	724x 492x 322 mm (4 PCS)
Weight(approx.)	8 kg / 9.6 kg
Wall Mount Method	VESA,MIS-D,100x100 mm,Y,4,90

### ■ Power

Power Supply	DC in: DC 12V, connector: 5.5*2.5
Typical Power	≤ 25W (typ.)
Standby Power	≤ 0.5 W (typ.)

### ■ Environmental

Operating T & H	0 °C ~ 50 °C, 90% RH
Storage T & H	-20 °C ~ 60 °C, 90% RH

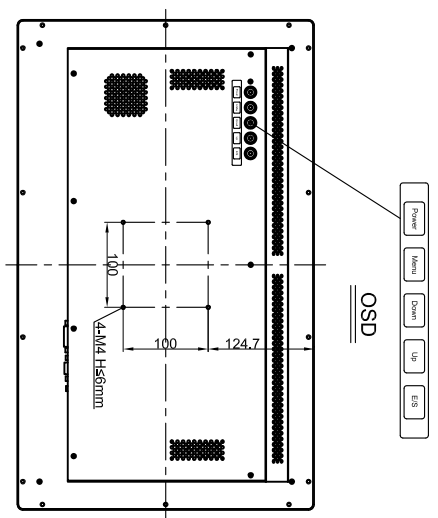
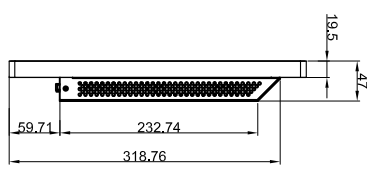
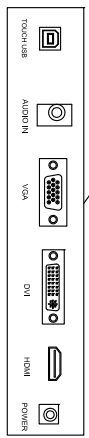
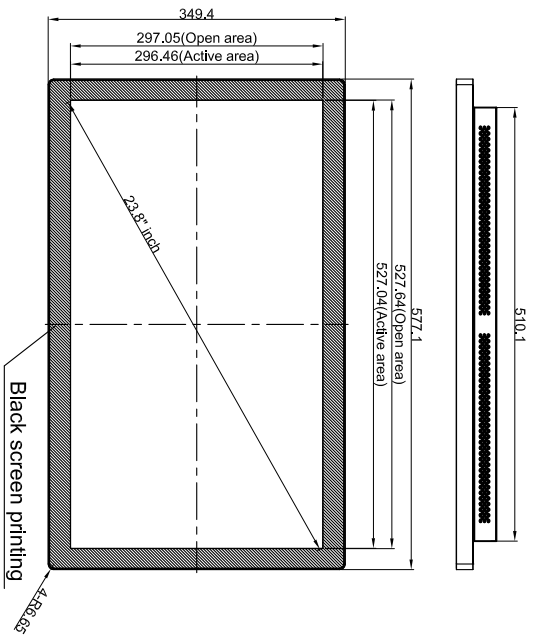
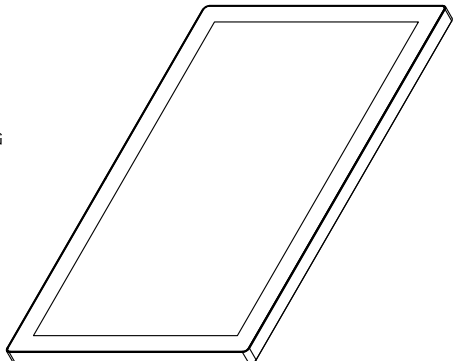
### ■ 选配件

Active Stylus Pen	Included
Desktop base	P/N: DS100
Adapter	AC-DC, AC 100~240V 50/60hz
	DC 12V 3A, 5.5*2.5*10mm
Internal Speakers	Support 8Ω 5W

### ■ Other

Ready for Use	7/24
Warranty	1 Year
Regulations	CCC, CE, FCC, CB, RoHS





Tolerance Table	
Dimension Range	Tolerance(mm)
Under 25 mm	0.1
25.1-100 mm	0.2
100.1-250 mm	0.4
250.1-400 mm	0.8
400.1-500 mm	1.5
500.1-630 mm	2.0
630.1-800 mm	2.5

**TOLERANCING**

UNLESS OTHERWISE SPECIFIED ALL DIMS ARE mm

X ±0.2      RADIUS ±0.15

XX ±0.1      ANGLES ±0.5°

DO NOT SCALE DRAWING

**Title:**

Date: 2019.02.22

Scale: NTS

Sheet: 1 of 1

Ver.: 01



Rev	Date	Description	By
2			

A

B

A

B