

WTM215TR



ADVANTAGES

- ▶ Easy to Deploy
- ▶ High Definition
- ▶ Multi Platform Support
- ▶ PCT Multi-touch Film
- ▶ Flexible Installation
- ▶ Durable and Professional Embedded Design



VESA



PCAP



Full HD
FHD LED



7H Hardness



Windows OS



Android OS

TECHNICAL SPECIFICATIONS

WTM-Series Embedded Touch All-in-one

Focus on Industry Touch and Display Solutions

Ver:May2018_V1

> LCD Panel

Backlight	LED
Brightness	250 cd/m ²
Contrast Ratio	3000:1
Viewing Angle	H:178° / V:178°
Response Time	18 ms (GTG)
Supported Colors	16.7M Colors
Display Resolution	1920x 1080 (16:9)
Display Frame Rate	60Hz
Input Resolution	1920 x 1080 @ 60Hz(Analog) 1920 x 1080 @ 60Hz(Digital)

> Touch

Touch points	10
Touch technology	Projected Capacitive (PCT)

> Mechanical

Dimensions	532.3 x 323.7 x 42.5 mm
Package Dimension	632 x 155 x 441 mm
Weight(approximately)	5 kg / 7 kg
Wall Mount Type	VESA,MIS-D,100,C
Connector	1x VGA /1x DVI /1x HDMI
Operation	0 °C ~ 50 °C, 90% RH
Storage	-20 °C ~ 60 °C, 90% RH

> Electrical

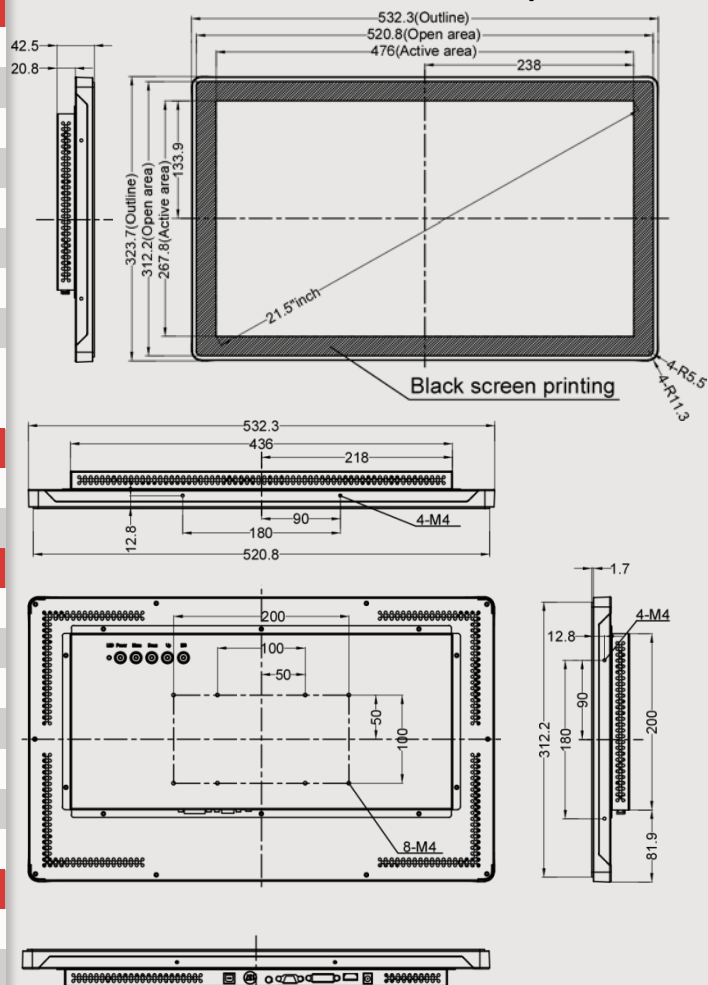
Power Supply	DC in: DC 12V 5A Max
Normal Operation	≤ 20W (typ.)
Power Off	≤ 2 W (typ.)
Internal Speaker	no

> Android(Options)

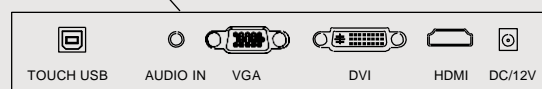
CPU	RK3188 Cortex-A9 RK3288 Cortex-A17
Memory	2GB DDR3
Memory	8GB EMMC NAND
ROM	2xUSB /1xLAN /1xHDMI / 1xTF
Connector	Signage Software

> Windows(Options)

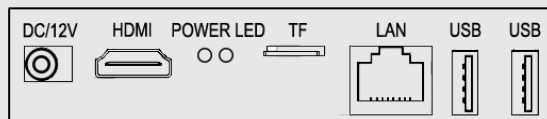
CPU	Celeron 3855U 1.6GHz i3 4005U 1.7GHz i5 4250U 1.3GHz
GPU	Intel® HD Graphics
Memory	4GB DDR3
Disk	120G SSD/500G HDD
LAN	LAN 10/100/1000 Mbps
WIFI	802.11 b/g/n
Connector	4xUSB /1xLAN /1xHDMI



Monitor



Android



Windows

